



Ingersoll-Rand (India) Limited
Unit No. 31, 3rd Floor, Kalpataru Square
Kondivita Lane, Off Andheri-Kurla Road
Andheri (East), Mumbai-400059, Maharashtra, India
Office:+91 22 6154 0500
Fax:+91 22 2831 5302
www.ingersollrand.co.in

January 9, 2019

DGM – Corporate Relations,
BSE Limited,
Phiroze Jeejeebhoy Towers,
Dalal Street,
Mumbai- 400 001
Scrip Code : 500210

The Listing Department,
National Stock Exchange of India Limited,
Exchange Plaza, Plot No. C-1,
Block G, Bandra-Kurla Complex,
Bandra (East),
Mumbai- 400 051
Scrip Symbol : INGERRAND EQ

The Listing Department,
Ahmedabad Stock Exchange Limited,
Kamdhenu Complex,
Opp Sahajanand College,
Panjarapole,
Ahmedabad- 380 015
Scrip Code : 26610

Dear Sir/ Madam,

Subject : Shareholding Pattern Report for the quarter ended December 31, 2018.

Ref : Regulation 31 of Securities and Exchange Board of India (Listing Obligations and Disclosure Requirements) Regulations, 2015

Attached please find herewith a quarterly compliance report on Shareholding Pattern for the quarter ended December 31, 2018 as per Regulation 31 of Securities and Exchange Board of India (Listing Obligations and Disclosure Requirements) Regulations, 2015.

You are requested to kindly take the same on record.

Thanking you,

Very truly yours,
For **Ingersoll-Rand (India) Limited**

P. R. Shubhakar
General Manager Corp. Finance & Company Secretary

Encl: as above

Format of holding of specified securities


- 1 Name of Listed Entity: INGERSOLL-RAND (INDIA) LIMITED
- 2 Scrip Code/Name of Scrip/Class of Security 500210/ INGERSOL / EQUITY
- 3 Share Holding Pattern Filed under: Reg. 31(1)(a)/Reg. 31(1)(b)/Reg.31(1)(c) Reg. 31(1)(b)
- a. If under 31(1)(b) then indicate the report for Quarter ending 31st December, 2018
- b. If under 31(1)(c) then indicate date of allotment/extinguishment N.A

- 4 Declaration: The Listed entity is required to submit the following declaration to the extent of submission of information:-

	Particulars	Yes*	No*
1	Whether the Listed Entity has issued any partly paid up shares?		No
2	Whether the Listed Entity has issued any Convertible Securities or Warrants?		No
3	Whether the Listed Entity has any shares against which depository receipts are issued?		No
4	Whether the Listed Entity has any shares in locked-in?		No
5	Whether any shares held by promoters are pledge or otherwise encumbered?		No

* If the Listed Entity selects the option 'No' for the questions above, the columns for the partly paid up shares, Outstanding Convertible Securities/Warrants, depository receipts, locked-in shares, No of shares pledged or otherwise encumbered by promoters, as applicable, shall not be displayed at the time of dissemination on the Stock Exchange website. Also wherever there is 'No' declared by Listed Entity in above table the values will be considered as 'Zero' by default on submission of the format of holding of specified securities.

- 5 The tabular format for disclosure of holding of specified securities is as follows:-



INGERSOLL RAND (INDIA) LIMITED
Table I - Summary Statement holding of specified securities

(i)	(ii)	(iii)	(iv)	(v)	(vi)	(vii) = (iv)+(v)+(vi)	(viii) As a % of (A+B+C2)	(ix)			(x)	(xi) = (vii)+(x) As a % of (A+B+C2)	(xii)		(xiii)		(xiv)	
								No of Voting Rights					Total as a % of (A+B+C)	No.	As a % of total Shares held	No.		As a % of total Shares held
								Class eg: X	Class eg: Y	Total								
								(a)	(b)	(a)				(b)				
(A)	Promoter & Promoter Group	1	23,360,000	0	0	23,360,000	74.00	23,360,000	0	23,360,000	74.00	0	0.00	0	0.00	23,360,000		
(B)	Public	30,548	8,208,000	0	0	8,208,000	26.00	8,208,000	0	8,208,000	26.00	0	0.00		NA	7,939,549		
(C)	Non Promoter- Non Public	0	0	0	0	0	0.00	0	0	0	0.00	0	0.00		NA	0		
(C1)	Shares underlying DRs	0	0	0	0	0	NA	0	0	0	0.00	0	0.00		NA	0		
(C2)	Shares held by Employee Trusts	0	0	0	0	0	0.00	0	0	0	0.00	0	0.00		NA	0		
	Total	30,549	31,568,000	0	0	31,568,000	100.00	31,568,000.00	0.00	31,568,000.00	100.00	0	0.00	0	0.00	31,299,549		




INGERSOLL-RAND (INDIA) LIMITED
Table II - Statement showing shareholding pattern of the Promoter and Promoter Group

(I)	(II)	(III)	(IV)	(V)	(VI)	(VII) = (IV)+(V)+(VI)	Shareholding % calculated as per SCRR, 1957 As a % of (A+B+C2) (VIII)	(IX)			(X)	(XI) = (VII)+(X) as a % of A+B+C2	(XII)		(XIII)		Number of equity shares held in dematerialized form (XIV)	
								Number of Voting Rights held in each class of securities					Total as a % of Total Voting rights	No.	As a % of total Shares held	No.		As a % of total shares held
								No of Voting Rights										
								Class X	Class Y	Total								
(1) Indian Individuals/Hindu undivided Family		0	0	0	0	0	0.00	0	0	0	0.00	0	0.00	0	0.00	0		
(b) Central Government/ State Government(s)		0	0	0	0	0	0.00	0	0	0	0.00	0	0.00	0	0.00	0		
(c) Financial Institutions/ Banks		0	0	0	0	0	0.00	0	0	0	0.00	0	0.00	0	0.00	0		
(d) Any Other (specify)		0	0	0	0	0	0.00	0	0	0	0.00	0	0.00	0	0.00	0		
(f) Bodies Corporate		0	0	0	0	0	0.00	0	0	0	0.00	0	0.00	0	0.00	0		
Sub-Total (A)(1)		0	0	0	0	0	0.00	0	0	0	0.00	0	0.00	0	0.00	0		
(2) Foreign Individuals (Non-Resident Individuals/ Foreign Individuals)		0	0	0	0	0	0.00	0	0	0	0.00	0	0.00	0	0.00	0		
(b) Government		0	0	0	0	0	0.00	0	0	0	0.00	0	0.00	0	0.00	0		
(c) Institutions		0	0	0	0	0	0.00	0	0	0	0.00	0	0.00	0	0.00	0		
(d) Foreign Portfolio Investor		0	0	0	0	0	0.00	0	0	0	0.00	0	0.00	0	0.00	0		
(e) Any Other		0	0	0	0	0	0.00	0	0	0	0.00	0	0.00	0	0.00	0		
INGERSOLL-RAND COMPANY	AAAC12490F	1	23,360,000	0	0	23,360,000	74.00	23,360,000	0	23,360,000	74.00	0	0.00	0	0.00	23,360,000		
Sub-Total (A)(2)		1	23,360,000	0	0	23,360,000	74.00	23,360,000	0	23,360,000	74.00	0	0.00	0	0.00	23,360,000		
Total Shareholding of Promoter and Promoter Group (A)= (A)(1)+(A)(2)		1	23,360,000	0	0	23,360,000	74.00	23,360,000	0	23,360,000	74.00	0	0.00	0	0.00	23,360,000		

Details of Shares which remain unclaimed may be given here along with details such as number of shareholders, outstanding shares held in demat/unclaimed suspense account, voting rights which are frozen etc.

Note:


- (1) PAN would not be displayed on website of Stock Exchange(s).
- (2) The term "Encumbrance" has the same meaning as assigned under regulation 28(3) of SEBI (Substantial Acquisition of Shares and Takeovers) Regulations, 2011.



INGERSOLL RAND (INDIA) LIMITED

Table III - Statement showing shareholding pattern of the Public shareholder

Category & Name of the Shareholders	PAN	Nos. of shareholder	No. of fully paid up equity shares held	Partly paid-up equity shares held	Nos. of shares underlying Depository Receipts	Total nos. shares held	Shareholding % calculated as per SCRR, 1957	Number of Voting Rights held in each class of securities			No. of Shares Underlying Outstanding convertible securities (including Warrants)	Total Shareholding, as a % assuming full conversion of convertible securities (as a percentage of diluted share capital) (XI) = (VII)+(X) as a % of A+B+C2	Number of Locked in shares		Number of Shares pledged or otherwise encumbered		Number of equity shares held in dematerialized form	
								(IX)					(X)	(XII)		(XIII)		
								No of Voting Rights						No.	As a % of total Shares held	No. (not applicable)		As a % of total shares held (Not applicable)
								Class X	Class Y	Total								
(1) Institutions																		
(a) Mutual Funds/UTI		4	303,667	0	0	303,667	0.95	303,667	0	303,667	0.96	0	0	0	0	0	303,667	
(b) Venture Capital Funds		0	0	0	0	0	0.00	0	0	0	0.00	0	0.00	0	0	0	0	
(c) Alternate Investment Funds		0	0	0	0	0	0.00	0	0	0	0.00	0	0.00	0	0	0	0	
(d) Foreign Venture Capital Investors		0	0	0	0	0	0.00	0	0	0	0.00	0	0.00	0	0	0	0	
(e) Foreign Portfolio Investors		26	277,140	0	0	277,140	0.88	277,140	0	277,140	0.88	0	0.00	0	0	0	277,140	
(f) Financial Institutions/ Banks		7	16,999	0	0	16,999	0.05	16,999	0	16,999	0.05	0	0.00	0	0	0	16,999	
(g) Insurance Companies		4	1,369,240	0	0	1,369,240	4.34	1,369,240	0	1,369,240	4.34	0	0	0	0	0	1,369,190	
(i) General Insurance Corporation Of India	AAACG0815N	1	542,024	0	0	542,024	1.72	542,024	0	542,024	1.72	0	0	0	0	0	542,024	
(ii) Bajaj Allianz Life Insurance Company Ltd.	AADCA1701E	1	535,643	0	0	535,643	1.70	535,643	0	535,643	1.70	0	0	0	0	0	535,643	
(h) Provident Funds/ Pension Funds		0	0	0	0	0	0.00	0	0	0	0.00	0	0.00	0	0	0	0	
(j) Any Other (specify)		0	0	0	0	0	0.00	0	0	0	0.00	0	0.00	0	0	0	0	
Sub-Total (B)(1)		41	1,967,046	0	0	1,967,046	6.23	1,967,046	0	1,967,046	6.23	0	0.00	0	0	0	1,965,696	
(2) Central Government/ State Government(s)/ President of India		0	0	0	0	0	0.00	0	0	0	0.00	0	0.00	0	0	0	0	
Sub-Total (B)(2)																		
(3) Non-institutions																		
(a) Individuals -		28,239	5,094,433	0	0	5,094,433	16.14	5,094,433	0	5,094,433	16.14	0	0	0	0	0	4,833,415	
i. Individual shareholders holding nominal share capital up to Rs. 2 lakhs.		28,234	4,870,467	0	0	4,870,467	15.43	4,870,467	0	4,870,467	15.43	0	0.00	0	0	0	4,609,449	
ii. Individual shareholders holding nominal share capital in excess of Rs. 2 lakhs.		5	223,966	0	0	223,966	0.71	223,966	0	223,966	0.71	0	0.00	0	0	0	223,966	
(b) NBFCs registered with RBI		6	11,857	0	0	11,857	0.04	11,857	0	11,857	0.04	0	0.00	0	0	0	11,857	
(c) Employee Trusts		0	0	0	0	0	0.00	0	0	0	0.00	0	0.00	0	0	0	0	
(d) Overseas Depositories (holding DRs) (balancing figure)		0	0	0	0	0	0.00	0	0	0	0.00	0	0.00	0	0	0	0	
(e) Any Other (specify)		2,262	1,134,664	0	0	1,134,664	3.59	1,134,664	0	1,134,664	3.59	0	0.00	0	0	0	1,128,381	
I IEPF Account		1	32,569	0	0	32,569	0.10	32,569	0	32,569	0.10	0	0.00	0	0	0	32,569	
II Trusts		4	2,730	0	0	2,730	0.01	2,730	0	2,730	0.01	0	0.00	0	0	0	2,730	
III NRI		619	145,571	0	0	145,571	0.46	145,571	0	145,571	0.46	0	0.00	0	0	0	143,588	
IV HUF		1,122	249,292	0	0	249,292	0.79	249,292	0	249,292	0.79	0	0.00	0	0	0	249,292	
V Directors & Relatives		6	76,200	0	0	76,200	0.24	76,200	0	76,200	0.24	0	0.00	0	0	0	76,200	
VI Bodies Corporate		294	370,010	0	0	370,010	1.17	370,010	0	370,010	1.17	0	0.00	0	0	0	365,710	
VII Clearing Members		200	194,916	0	0	194,916	0.62	194,916	0	194,916	0.62	0	0.00	0	0	0	194,916	
vi LLP		16	63,376	0	0	63,376	0.20	63,376	0	63,376	0.20	0	0.00	0	0	0	63,376	
Sub-Total (B)(3)		30,502	6,240,954	0	0	6,240,954	19.77	6,240,954	0	6,240,954	19.77	0	0	0	0	0	5,979,853	
Total Public Shareholding (B) = (B)(1)+(B)(2)+(B)(3)		30,548	8,208,000	0	0	8,208,000	26.00	8,208,000	0	8,208,000	26.00	0	0.00	0	0	0	7,939,549	
Details of the Shareholders acting as Persons in Concert including their Shareholding (No. and %):																		
Details of Shares which remain unclaimed may be given hear along with details such as number of shareholders, outstanding shares held in demat/unclaimed suspense account, voting rights which are frozen etc.																		
Note:																		
(1) PAN would not be displayed on website of Stock Exchange(s).																		
(2) The above format needs to be disclosed along with the name of following persons: Institutions/Non Institutions holding more than 1% of total number of shares.																		
(3) W.r.t. the information pertaining to Depository Receipts, the same may be disclosed in the respective columns to the extent information available and the balance to be disclosed as held by custodian.																		



INGERSOLL RAND (INDIA) LIMITED
Table IV - Statement showing shareholding pattern of the Non Promoter- Non public shareholder

Category & Name of the Shareholders	PAN	No. of shareholder	No. of fully paid up equity shares held	Partly paid-up equity shares held	Nos. of shares underlying Depository Receipts	Total nos. shares held	Shareholding % calculated as per SCRR, 1957	Number of Voting Rights held in each class of securities			No. of Shares Underlying Outstanding convertible securities (including Warrants)	Total Shareholding, as a % assuming full conversion of convertible securities (as a percentage of diluted share capital)	Number of Locked in shares		Number of Shares pledged or otherwise encumbered		Number of equity shares held in dematerialized form			
								(ix)					(x)	(xi) = (vii)+(x) as a % of A+B+C2	(xii)			(xiii)		(xiv) (Not Applicable)
								No of Voting Rights							Total as a % of Total Voting rights	No.		As a % of total Shares held	No. (not applicable)	
(i)	(ii)	(iii)	(iv)	(v)	(vi)	(vii) = (iv)+(v)+(vi)	As a % of (A+B+C2) (viii)	Class X	Class Y	Total	(x)	(xi) = (vii)+(x) as a % of A+B+C2	(a)	(b)			(a)			(b)
(1) Custodian/DR Holder (a) Name of DR Holder (if available)		0	0	0	0	0	0.00	0	0	0	0	0.00	0	0.00	0	0.00	NA	NA	0	
(2) Employee Benefit Trust (under SEBI (Share based Employee Benefit) Regulations, 2014)		0	0	0	0	0	0.00	0	0	0	0	0.00	0	0.00	0	0.00	0	NA	0	
Total Non-Promoter- Non Public Shareholding (C)=(C1)+(C12)		0	0	0	0	0	0.00	0	0	0	0	0.00	0	0.00	0	0.00	NA	NA	0	

Note
(1) PAN would not be displayed on website of Stock Exchange(s).
(2) The above format needs to disclose name of all holders holding more than 1% of total number of shares
(3) W.r.t. the information pertaining to Depository Receipts, the same may be disclosed in the respective columns to the extent information available,

