



**Ingersoll-Rand (India) Limited**  
Unit No. 31, 3rd Floor, Kalpataru Square  
Kondivita Lane, Off Andheri-Kurla Road  
Andheri (East), Mumbai-400059, Maharashtra, India  
Office:+91 22 6154 0500  
Fax:+91 22 2831 5302  
www.ingersollrand.co.in

October 11, 2018

DGM- Corporate Relations,  
BSE Limited,  
Phiroze Jeejeebhoy Towers,  
Dalal Street,  
Mumbai- 400 001  
**Scrip Code : 500210**

The Listing Department,  
National Stock Exchange of India Limited,  
Exchange Plaza, Plot No. C-1,  
Block G, Bandra-Kurla Complex,  
Bandra (East),  
Mumbai- 400 051  
**Scrip Symbol : INGERRAND EQ**

The Listing Department,  
Ahmedabad Stock Exchange Limited,  
Kamdhenu Complex,  
Opp Sahajanand College,  
Panjarapole,  
Ahmedabad- 380 015  
**Scrip Code : 26610**

Dear Sir/ Madam,

**Subject : Shareholding Pattern Report for the quarter ended September 30, 2018.**

**Ref : Regulation 31 of SEBI (Listing Obligations and Disclosure Requirements) Regulations, 2015 for the quarter ended September 30, 2018.**

Attached please find herewith a quarterly compliance report on Shareholding Pattern for the quarter ended September 30, 2018 as per Regulation 31 of SEBI (Listing Obligations and Disclosure Requirements) Regulations, 2015.

You are requested to kindly take the same on record.

Thanking you,


Very truly yours,  
For **Ingersoll-Rand (India) Limited**

**P. R. Shubhakar**  
General Manager Corp. Finance & Company Secretary

Encl: as above

## Format of holding of specified securities


1	Name of Listed Entity:	INGERSOLL-RAND (INDIA) LIMITED	
2	Scrip Code/Name of Scrip/Class of Security	500210/ INGERSOL / EQUITY	
3	Share Holding Pattern Filed under: Reg. 31(1)(a)/Reg. 31(1)(b)/Reg.31(1)(c)	Reg. 31(1)(b)	
	a. If under 31(1)(b) then indicate the report for Quarter ending	30th September, 2018	
	b. If under 31(1)(c) then indicate date of allotment/extinguishment	N.A	
4	Declaration: The Listed entity is required to submit the following declaration to the extent of submission of information:-		
	Particulars	Yes*	No*
1	Whether the Listed Entity has issued any partly paid up shares?		No
2	Whether the Listed Entity has issued any Convertible Securities or Warrants?		No
3	Whether the Listed Entity has any shares against which depository receipts are issued?		No
4	Whether the Listed Entity has any shares in locked-in?		No
5	Whether any shares held by promoters are pledge or otherwise encumbered?		No
	* If the Listed Entity selects the option 'No' for the questions above, the columns for the partly paid up shares, Outstanding Convertible Securities/Warrants, depository receipts, locked-in shares, No of shares pledged or otherwise encumbered by promoters, as applicable, shall not be displayed at the time of dissemination on the Stock Exchange website. Also wherever there is 'No' declared by Listed Entity in above table the values will be considered as 'Zero' by default on submission of the format of holding of specified securities.		
5	The tabular format for disclosure of holding of specified securities is as follows:-		




INGERSOLL RAND ( INDIA ) LIMITED

Table 1 - Summary Statement holding of specified securities

Category	Category of shareholder	Nos. of shareholders	No. of fully paid up equity shares held	No. of Partly paid-up equity shares held	No. of shares underlying Depository Receipts	Total nos. shares held	Shareholding as a % of total no. of shares (calculated as per SCRR, 1957)	Number of Voting Rights held in each class of securities			No. of Shares Underlying Outstanding convertible securities (including Warrants)	Shareholding , as a % assuming full conversion of convertible securities ( as a percentage of diluted share capital)	Number of Locked In shares		Number of Shares pledged or otherwise encumbered		Number of equity shares held in dematerialized form			
								(IX)					(X)	(XI)= (VII)+(X)	(XII)			(XIII)		
								No of Voting Rights							Total as a % of (A+B+C)	No.		As a % of total Shares held	No.	As a % of total Shares held
								Class eg: X	Class eg:y	Total										
(A)	Promoter & Promoter Group	1	23,360,000	0	0	23,360,000	74.00	23,360,000	0	23,360,000	74.00	0	0.00	0	0.00	23,360,000				
(B)	Public	29,842	8,208,000	0	0	8,208,000	26.00	8,208,000	0	8,208,000	26.00	0	0.00	NA		7,921,991				
(C)	Non Promoter- Non Public	0	0	0	0	0	0.00	0	0	0	0.00	0	0.00	NA		0				
(C1)	Shares underlying DRs	0	0	0	0	0	NA	0	0	0	0.00	0	0.00	NA		0				
(C2)	Shares held by Employee Trusts	0	0	0	0	0	0.00	0	0	0	0.00	0	0.00	NA		0				
	Total	29,843	31,568,000	0	0	31,568,000	100.00	31,568,000.00	0.00	31,568,000.00	100.00	0	0.00	0	0.00	31,281,991				




INGERSOLL RAND (INDIA) LIMITED																				
Table II - Statement showing shareholding pattern of the Promoter and Promoter Group																				
Category & Name of the Shareholders	PAN	No. of shareholder	No. of fully paid up equity shares held	Partly paid-up equity shares held	Nos. of shares underlying Depository Receipts	Total nos. shares held	Shareholding % calculated as per SCRR, 1957	Number of Voting Rights held in each class of securities			No. of Shares Underlying Outstanding convertible securities (including Warrants)	Shareholding, as a % assuming full conversion of convertible securities (as a percentage of diluted share capital)	Number of Locked In shares		Number of Shares pledged or otherwise encumbered		Number of equity shares held in dematerialized form			
								[IX]					Total as a % of Total Voting rights	[X]	[XI] = [VII]+[X] as a % of A+B+C2	[XII]		[XIII]		
								No of Voting Rights		Total						No.		As a % of total Shares held	No.	As a % of total shares held
(I)	(II)	(III)	(IV)	(V)	(VI)	[VII] = IV+V+VI	As a % of [A+B+C2] [VIII]	Class X	Class Y	Total	[X]	[XI] = [VII]+[X] as a % of A+B+C2	[XII] No.	As a % of total Shares held	[XIII] No.	As a % of total shares held	(XIV)			
(1) Indian																				
(a) Individuals/Hindu undivided Family		0	0	0	0	0	0.00	0	0	0	0.00	0	0	0.00	0	0.00	0			
(b) Central Government/ State Government(s)		0	0	0	0	0	0.00	0	0	0	0.00	0	0	0.00	0	0.00	0			
(c) Financial Institutions/ Banks		0	0	0	0	0	0.00	0	0	0	0.00	0	0	0.00	0	0.00	0			
(d) Any Other [specify]		0	0	0	0	0	0.00	0	0	0	0.00	0	0	0.00	0	0.00	0			
(i) Bodies Corporate																				
Sub-Total [A][1]		0	0	0	0	0	0.00	0	0	0	0.00	0	0	0.00	0	0.00	0			
(2) Foreign																				
(a) Individuals (Non-Resident Individuals/ Foreign Individuals)		0	0	0	0	0	0.00	0	0	0	0.00	0	0	0.00	0	0.00	0			
(b) Government		0	0	0	0	0	0.00	0	0	0	0.00	0	0	0.00	0	0.00	0			
(c) Institutions		0	0	0	0	0	0.00	0	0	0	0.00	0	0	0.00	0	0.00	0			
(d) Foreign Portfolio Investor		0	0	0	0	0	0.00	0	0	0	0.00	0	0	0.00	0	0.00	0			
(e) Any Other																				
INGERSOLL-RAND COMPANY	AAACI3490F	1	23,360,000	0	0	23,360,000	74.00	23,360,000	0	23,360,000	74.00	0	74.00	0	0.00	0	0.00	23,360,000		
Sub-Total [A][2]		1	23,360,000	0	0	23,360,000	74.00	23,360,000	0	23,360,000	74.00	0	74.00	0	0.00	0	0.00	23,360,000		
Total Shareholding of Promoter and Promoter Group [A]= [A][1]+[A][2]		1	23,360,000	0	0	23,360,000	74.00	23,360,000	0	23,360,000	74.00	0	74.00	0	0.00	0	0.00	23,360,000		
Details of Shares which remain unclaimed may be given hear along with details such as number of shareholders, outstanding shares held in demat/unclaimed suspense account, voting rights which are frozen etc.																				
Note:																				
(1) PAN would not be displayed on website of Stock Exchange(s).																				
(2) The term "Encumbrance" has the same meaning as assigned under regulation 28(3) of SEBI (Substantial Acquisition of Shares and Takeovers) Regulations, 2011.																				



INGERSOLL RAND (INDIA) LIMITED

Table (I) - Statement showing shareholding pattern of the Public shareholder

Category & Name of the Shareholders	PAN	Nos. of shareholder	No. of fully paid up equity shares held	Partly paid-up equity shares held	Nos. of shares underlying Depository Receipts	Total nos. shares held	Shareholding % calculated as per SCRR, 1957	Number of Voting Rights held in each class of securities			No. of Shares Underlying Outstanding convertible securities (including Warrants)	Total Shareholding, as a % assuming full conversion of convertible securities (as a percentage of diluted share capital)	Number of Locked in shares		Number of Shares pledged or otherwise encumbered		Number of equity shares held in dematerialized form		
								[IX]					Total as a % of Total Voting rights	[X]	[XII]			[XIII]	
								Class X	Class Y	Total					No.	As a % of total Shares held		No. (not applicable)	As a % of total shares held (Not applicable)
(I)	(II)	(III)	(IV)	(V)	(VI)	(VII) = IV+V+VI	As a % of (A+B+C2) [VIII]				(XI) = (VII)+(X) as a % of A+B+C2	(a)	(b)	(a)	(b)	(XIV)			
(1) Institutions																			
(a) Mutual Funds/UTI		4	301,808	0	0	301,808	0.96	301,808	0	301,808	0.96	0	0	NA		301,808			
(b) Venture Capital Funds		0	0	0	0	0	0.00	0	0	0	0.00	0	0.00	NA		0			
(c) Alternate Investment Funds		0	0	0	0	0	0.00	0	0	0	0.00	0	0.00	NA		0			
(d) Foreign Venture Capital Investors		0	0	0	0	0	0.00	0	0	0	0.00	0	0.00	NA		0			
(e) Foreign Portfolio Investors		27	268,613	0	0	268,613	0.85	268,613	0	268,613	0.85	0	0.00	NA		268,613			
(f) Financial Institutions/ Banks		7	20,595	0	0	20,595	0.07	20,595	0	20,595	0.07	0	0.00	NA		19,695			
(g) Insurance Companies		4	1,318,145	0	0	1,318,145	4.18	1,318,145	0	1,318,145	4.18	0	0.00	NA		1,318,095			
(i) General Insurance Corporation Of India	AAACG0015N	1	542,024	0	0	542,024	1.72	542,024	0	542,024	1.72	0	0.00	NA		542,024			
(ii) Bajaj Allianz Life Insurance Company Ltd.	AADGA1701E	1	484,548	0	0	484,548	1.53	484,548	0	484,548	1.53	0	0.00	NA		484,548			
(h) Provident Funds/ Pension Funds		0	0	0	0	0	0.00	0	0	0	0.00	0	0.00	NA		0			
(i) Any Other (specify)		0	0	0	0	0	0.00	0	0	0	0.00	0	0.00	NA		0			
Sub-Total (B)(1)		42	1,909,161	0	0	1,909,161	6.06	1,909,161	0	1,909,161	6.06	0	0.00	NA		1,908,011			
(2) Central Government/ State Government(s), President of India		0	0	0	0	0	0.00	0	0	0	0.00	0	0.00	NA		0			
Sub-Total (B)(2)																			
(3) Non-institutions																			
(a) Individuals -		27,597	5,154,357	0	0	5,154,357	16.31	5,154,357	0	5,154,357	16.31	0	0.00	NA		4,875,931			
i. Individual shareholders holding nominal share capital up to Rs. 2 lakhs.		27,591	4,909,091	0	0	4,909,091	15.54	4,909,091	0	4,909,091	15.54	0	0.00	NA		4,630,665			
ii. Individual shareholders holding nominal share capital in excess of Rs. 2 lakhs.		6	245,266	0	0	245,266	0.77	245,266	0	245,266	0.77	0	0.00	NA		245,266			
(b) NBFCs registered with RBI		5	11,185	0	0	11,185	0.04	11,185	0	11,185	0.04	0	0.00	NA		11,185			
(c) Employee Trusts Overseas Depositories (holding DRs)		0	0	0	0	0	0.00	0	0	0	0.00	0	0.00	NA		0			
(d) (balancing figure)		0	0	0	0	0	0.00	0	0	0	0.00	0	0.00	NA		0			
(e) Any Other (specify)		2,198	1,133,297	0	0	1,133,297	3.59	1,133,297	0	1,133,297	3.59	0	0.00	NA		1,128,864			
i IEPF Account		1	31,329	0	0	31,329	0.10	31,329	0	31,329	0.10	0	0.00	NA		31,329			
ii Trusts		5	2,740	0	0	2,740	0.01	2,740	0	2,740	0.01	0	0.00	NA		2,740			
iii NRI		576	137,583	0	0	137,583	0.44	137,583	0	137,583	0.44	0	0.00	NA		135,450			
iv HUF		1,079	256,215	0	0	256,215	0.81	256,215	0	256,215	0.81	0	0.00	NA		256,215			
v Directors & Relatives		6	76,200	0	0	76,200	0.24	76,200	0	76,200	0.24	0	0.00	NA		76,200			
vi Bodies Corporate		320	422,884	0	0	422,884	1.34	422,884	0	422,884	1.34	0	0.00	NA		418,584			
vii Clearing Members		192	136,920	0	0	136,920	0.43	136,920	0	136,920	0.43	0	0.00	NA		136,920			
viii LLP		19	69,426	0	0	69,426	0.22	69,426	0	69,426	0.22	0	0.00	NA		69,426			
Sub-Total (B)(3)		29,800	6,298,839	0	0	6,298,839	19.94	6,298,839	0	6,298,839	19.94	0	0.00	NA		6,013,980			
Total Public Shareholding (B) = (B)(1)+(B)(2)+(B)(3)		29,842	8,208,000	0	0	8,208,000	26.00	8,208,000	0	8,208,000	26.00	0	0.00	NA		7,921,991			
Details of the shareholders acting as persons in Concert including their Shareholding (No. and %):																			
Details of Shares which remain undelivered may be given here along with details such as number of shareholders, outstanding shares held in demat/undelivered suspense account, voting rights which are frozen etc.																			
Note:																			
[1] PAN would not be displayed on website of Stock Exchange(s).																			
[2] The above format needs to be disclosed along with the name of following persons: Institutions/Non Institutions holding more than 1% of total number of shares.																			
[3] W.r.t. the information pertaining to Depository Receipts, the same may be disclosed in the respective columns to the extent information available and the balance to be disclosed as held by custodian.																			



INGERSOLL RAND (INDIA) LIMITED																							
Table IV - Statement showing shareholding pattern of the Non Promoter- Non Public shareholder																							
Category & Name of the Shareholders	PAN	No. of shareholder	No. of fully paid up equity shares held	Partly paid-up equity shares held	Nos. of shares underlying Depository Receipts	Total nos. shares held	Shareholding % calculated as per SCRR, 1957	Number of Voting Rights held in each class of securities			No. of Shares Underlying Outstanding convertible securities (including Warrants)	Total Shareholding, as a % assuming full conversion of convertible securities (as a percentage of diluted share capital)	Number of Locked in shares		Number of Shares pledged or otherwise encumbered	Number of equity shares held in dematerialized form							
								(IX)					(X)	(XI) = (VII)+(X) as a % of A+B+C2			(XII)		(XIII)	(XIV)			
								No of Voting Rights									Total as a % of Total Voting rights	No.			As a % of total Shares held	No. (not appli-cable)	As a % of total shares held (Not applicable)
								Class X	Class Y	Total													
(1) Custodian/DR Holder		0	0	0	0	0	0.00	0	0	0	0.00	0	0.00	0	0								
(a) Name of DR Holder (if available)														NA									
(1) Employee Benefit Trust (under SEBI (Share based Employee Benefit) Regulations, 2014)		0	0	0	0	0	0.00	0	0	0	0.00	0	0.00	0	0								
(a)														NA									
<b>Total Non-Promoter- Non Public Shareholding (C)= [C](1)+[C](2)</b>		0	0	0	0	0	0.00	0	0	0	0.00	0	0.00	NA	0								
<b>Note</b>																							
(1) PAN would not be displayed on website of Stock Exchange(s).																							
(2) The above format needs to disclose name of all holders holding more than 1% of total number of shares																							
(3) W.r.t. the information pertaining to Depository Receipts, the same may be disclosed in the respective columns to the extent information available,																							

